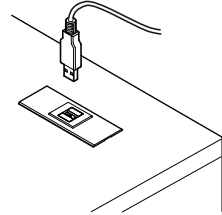


LAMP[®] DMF1-B BRACKET FOR DMF1 AND DMFH1 INSTALLATION MANUAL

Thank you for selecting our product. Before starting installation, please read this manual thoroughly to ensure correct installation. Please keep this manual at hand for future reference.

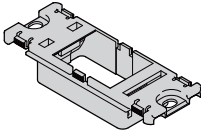


Cover is not included.

ABOUT THE PRODUCT

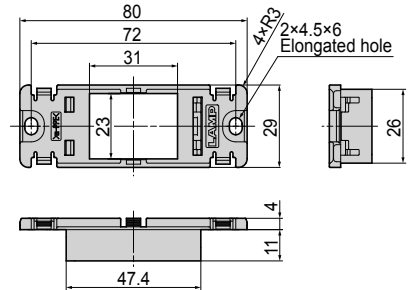
- Mounting bracket for DMF1 and DMFH1.
- Various connectors such as LAN connector, USB connector, and LAN cable case can be assembled.

SPECIFICATIONS



■ Screw

- Wood mounted : Binding head tapping screw 4×16···2 pcs (Included)
- Metal mounted : Binding screw M4, Nut M4, and Plain washers Nominal Size4 (Not included)



| Item Code | Item name | Number of slots |
|-------------|-----------|-----------------|
| 210-040-776 | DMF1-B | 1 |

PRECAUTIONS FOR SAFETY

Precautions for installation

- ⚠ **Caution** If not followed injury or damage may result.
- ❗ It is necessary to mount the product on the place which can hold the weight of the installed parts and can bear the operating force of connectors.

Precautions for use

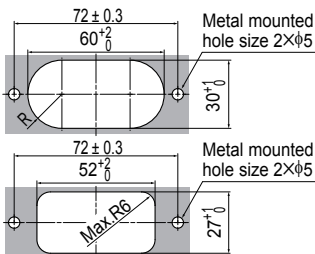
- ⚠ **Caution** If not followed injury or damage may result.
- 🚫 Do not paint the product to avoid damage.

INSTALLATION

1 Drilling dimensions

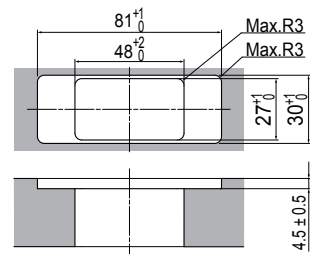
Surface mounted

For DMF1



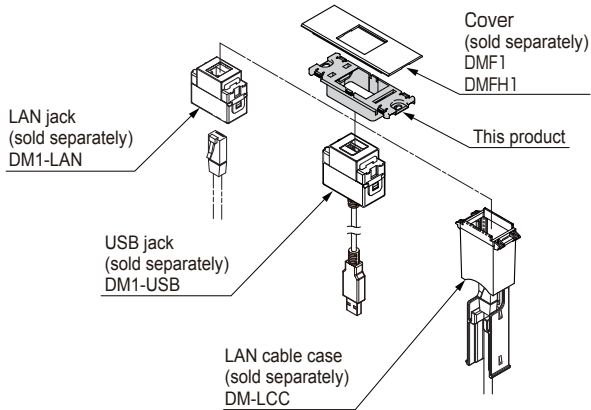
Recessed mounted

For DMFH1

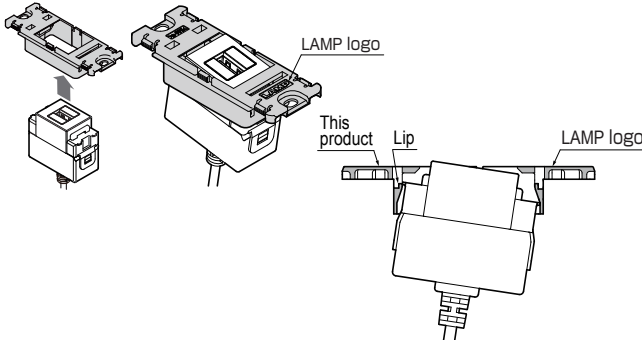


2 Assembly

[1]

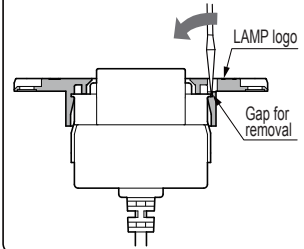


[2] Hook the jack onto the lip of the bracket and push until a click sound is heard.



Removal of jack

Insert a flat-head screwdriver into the gap for removal, then pry the bracket lip to remove the jack.

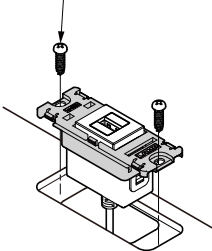


[3] Mounting.

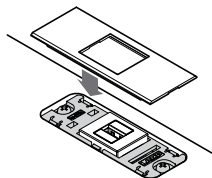
(For recessed mounted models)

Provided screws

Metal mounted: (screws not included) refer to the Screw section on page 1.

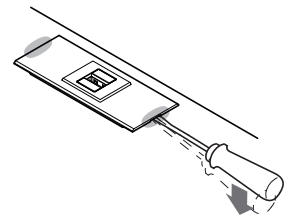


[4] Push the cover in until a click sound is heard. Leave no gap between the cover and table top.



Removal of cover

Insert a flat-head screwdriver into either of the gaps (●) between the cover and tabletop. Pry to remove the cover.



2

SUGATSUNE

SUGATSUNE KOGYO CO.,LTD
Tokyo, JAPAN

Manufacturer of LAMP brand Products

Phone: +81 (0)3 3866 2260 E-mail: export@sugatsune.co.jp

2018.11 1233-2