

DOOR STRAIGHTENERS

Protect your doors from future warping with Sugatsune's new door straighteners. Models are available for recessed and concealed installation. For more information and to explore our line of over 6,000 architectural and industrial products, please visit our website at www.sugatsune.com.




SUGATSUNE

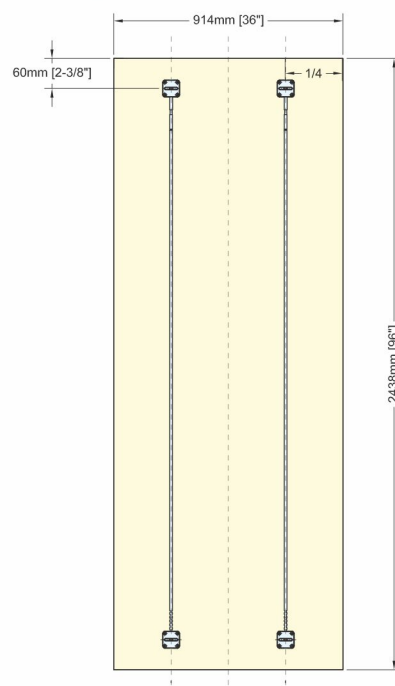


Technical Notes

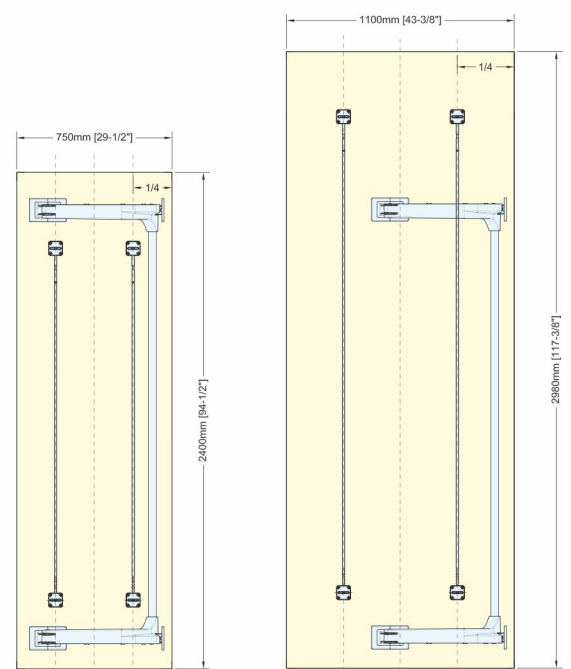
SWINGING DOORS Measuring from the side of the door opposite the hinges, install at $\frac{1}{3}$ door width. Use 1 straightener. Center on door height.



SLIDING DOORS Straighteners do not need to travel down the whole length of a sliding door, only the top $\frac{2}{3}$ of the door. Install at $\frac{1}{4}$ and $\frac{3}{4}$ door width. Install 60mm (2-3/8") from the top of the door. Use 2 straighteners.

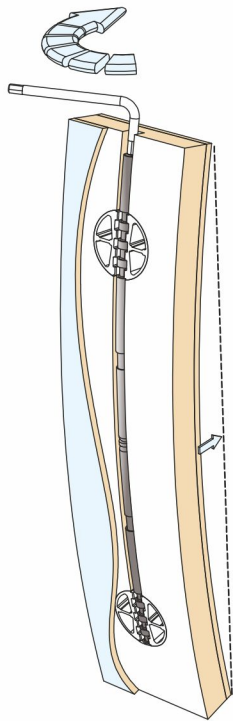


LATERAL OPENING DOORS Install at $\frac{1}{4}$ and $\frac{3}{4}$ door width. Center on door height. Use 2 straighteners.



LAMP®

HOW THEY WORK




Door straighteners can help prevent doors from bending, due to warpage caused by heat and humidity. Pre-installed straighteners can also correct doors experiencing warpage. Straighteners are designed to be installed at the time of door manufacture, and can be used for swinging doors, sliding doors or lateral opening doors.

PRODUCT SELECTION:

Recessed straighteners are mounted into the back face of a door, and can be easily adjusted from either the top edge or back face of the door.

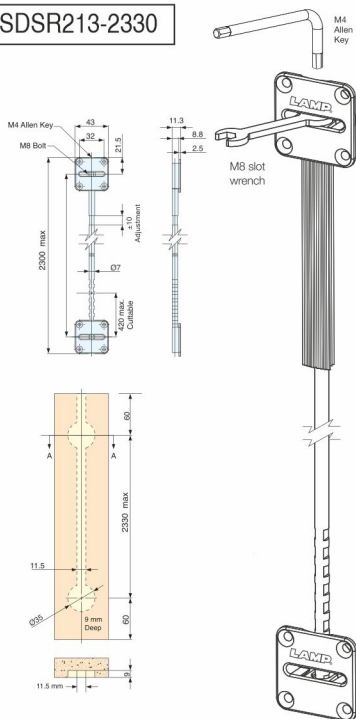
Concealed straighteners are mounted into the thickness of the door under the laminate. These can be adjusted from the top edge of the door.

SUGATSUNE



RECESSED

SDSR213-2330

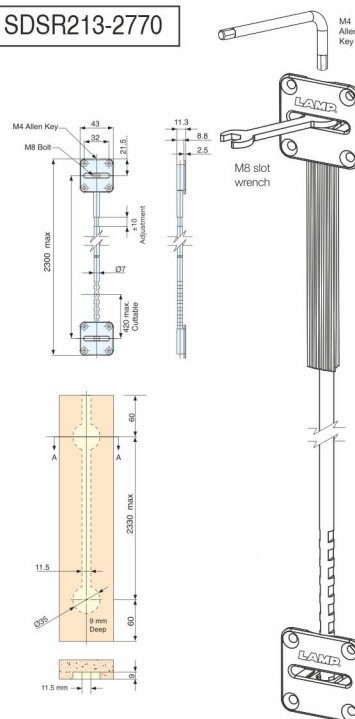


- Partially recessed door straightener. Installs into back face of door.
- $\pm 10\text{mm}$ ($\frac{3}{8}$ ") adjustment can be made; adjustable at the top of door with M4 allen key or back face of door with M8 slot wrench.
- For door thickness minimum 16mm ($\frac{5}{8}$ ").
- For door height 2030~2450mm (80~96"). Bar must be cut to length, up to 16-1/2" (420mm).
- Requires 8 M4 (U.S. #8) flat head wood screws for installation (not included).

Min. Thickness (mm)	Adjustment	Door Height (mm)
16 (5/8")	± 10 (3/8")	2030-2450 (80-96")

RECESSED

SDSR213-2770



- Partially recessed Door straightener. Installs into back face of Door.
- $\pm 10\text{mm}$ ($\frac{3}{8}$ ") adjustment can be made; adjustable at the top of Door with M4 allen key or back face of Door with M8 slot wrench.
- For Door thickness minimum 16mm ($\frac{5}{8}$ ").
- For Door height 2380~2800mm (80~96"). Bar must be cut to length, up to 16-1/2" (420mm).
- Requires 8 M4 (U.S. #8) flat head wood screws for installation (not included).

Min. Thickness (mm)	Adjustment	Door Height (mm)
16 (5/8")	± 10 (3/8")	2700 mm

LAMP®

Sugatsune Kogyo India Pvt. Ltd.

sales@sugatsune.in | <https://global.sugatsune.com/in/en/>

MUMBAI DISPLAY STUDIO

No. G-002 & B-02, Ground Floor,
Kanakia Atrium-2, Chakala,
Next to Courtyard Marriott Hotel,
Andheri Kurla Road, Andheri East,
Mumbai - 400093, Maharashtra,
☎ : 8419976934
9867299597
☎ 8419988316

DELHI DISPLAY STUDIO

FIEE Complex, A36 Okhla Phase 2,
New Delhi - 110020
Tel : 011 - 45093636
☎ : 8419900923
9867299597
☎ 8419988316

CHENNAI DISPLAY STUDIO

23/2, Old No:-39/2, 2nd Floor,
Cenetoph Road, 1st Lane,
Teynampet, Chennai-600018,
Tamil Nadu.
☎ : 8419976934
9867299597
☎ 8419988316

PUNE DISPLAY STUDIO

3rd Floor, Beside Laxmi Narayan Chivada,
Near katariya high school,
Mukund Nagar, Pune - 411037,
Maharashtra.
☎ : 8419976934
9867299597
☎ 8419988316



we are available on

UPDATED JULY 2022